



Elevation

Note: All dimensions are in mm.

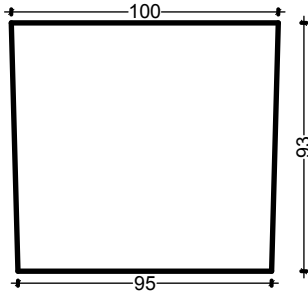
60mm - COBBLE STONE
Block - A

1 Block = 0.0968 sqft.

1 Block = 0.0090 sqmt.

10.3305 = per sqft.

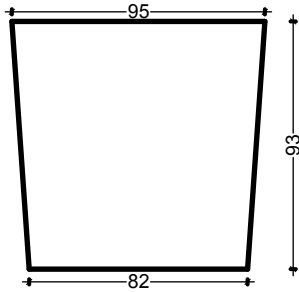
111.1111 = per sqmt.



Plan
(Scale :- 1 : 1.5)



Elevation



Plan
(Scale :- 1 : 1.5)

Note: All dimensions are in mm.

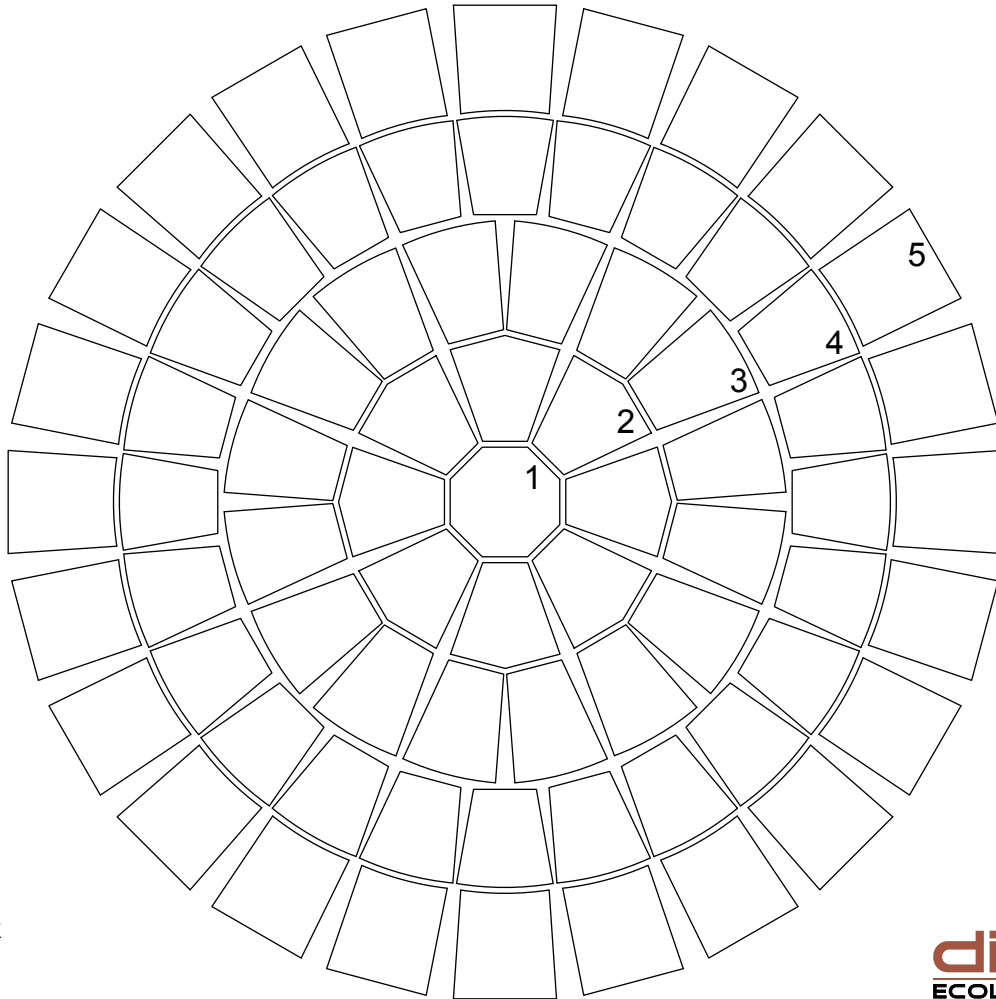
60mm - COBBLE STONE
Block - B

1 Block = 0.0861 sqft.

1 Block = 0.0080 sqmt.

11.6144 = per sqft.

125.0000 = per sqmt.



1 Line = 1 Block

2 line = 8 Block

3 Line = 16 Block

4 Line = 24 Block

5 Line = 24 Block